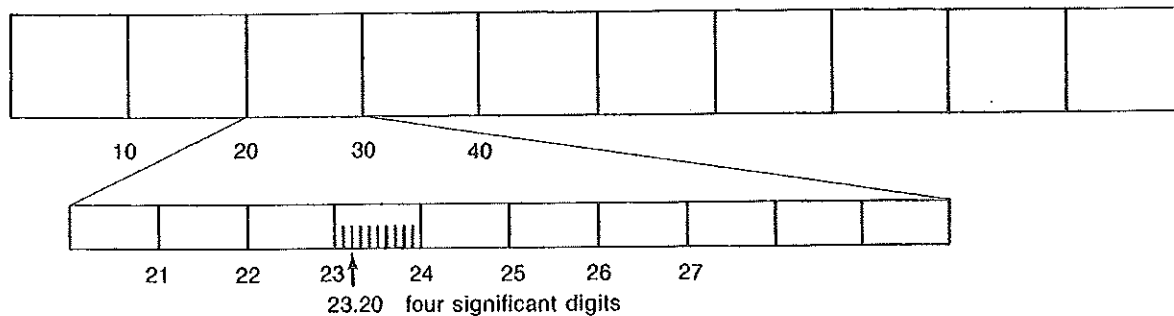
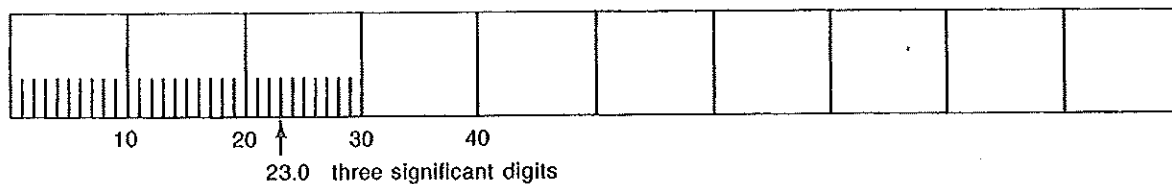
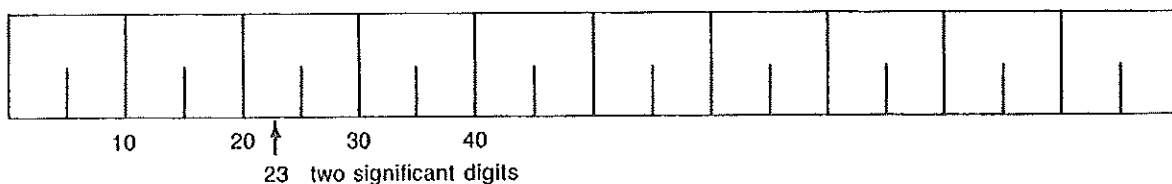
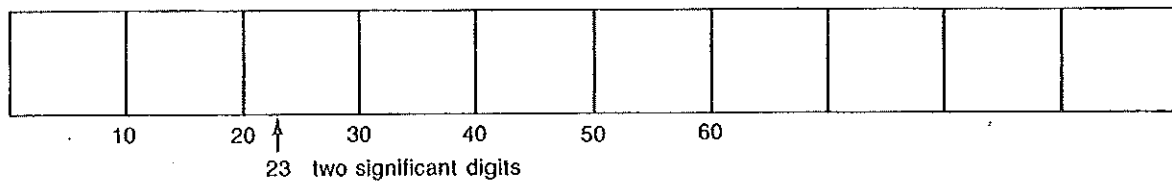


# 2 Physics Skill

Use with Chapter 2.

## RECORDING MEASUREMENTS

Look at the four meter sticks shown. As you proceed down the page, each meter stick has more divisions marked. When you read any scale, you always record the measurement by reading the smallest division on the scale and then "guessing at," or estimating, the tenth of the smallest division. As you proceed down the page you can see how your measurement becomes more precise, and you have more significant digits in your reading. A significant digit is a digit that has physical meaning.



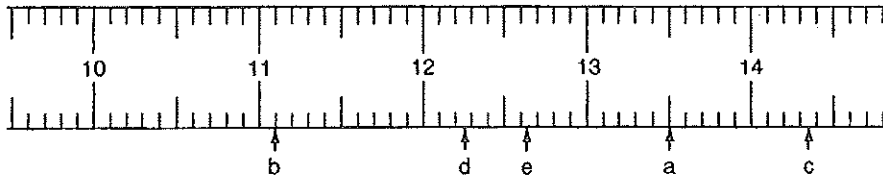
# 2 Physics Skill

NAME \_\_\_\_\_

For the instruments shown below, record the correct reading.

1.

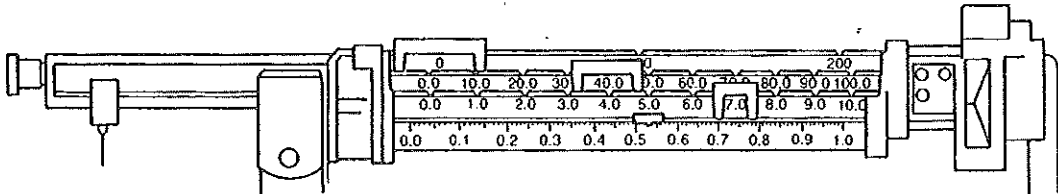
Metric Ruler



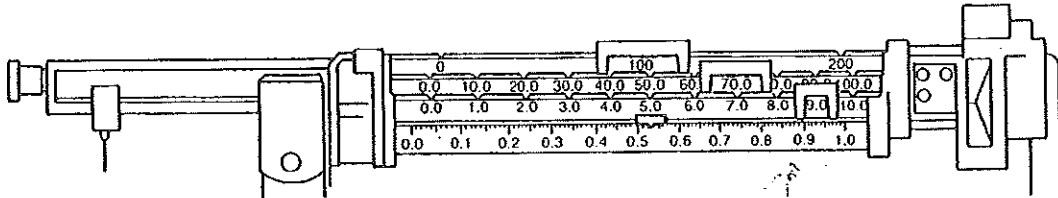
a. \_\_\_\_\_ b. \_\_\_\_\_ c. \_\_\_\_\_ d. \_\_\_\_\_ e. \_\_\_\_\_

2.

Balance

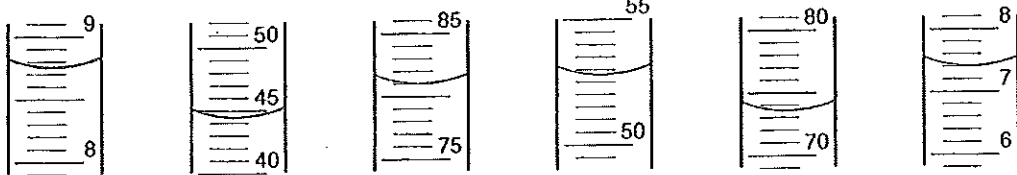


a. \_\_\_\_\_



3.

Graduated Cylinder








a. \_\_\_\_\_ b. \_\_\_\_\_ c. \_\_\_\_\_ d. \_\_\_\_\_ e. \_\_\_\_\_ f. \_\_\_\_\_

# 2 Physics Skill

NAME \_\_\_\_\_

4.

Thermometer



- a. \_\_\_\_\_ b. \_\_\_\_\_ c. \_\_\_\_\_ d. \_\_\_\_\_ e. \_\_\_\_\_ f. \_\_\_\_\_

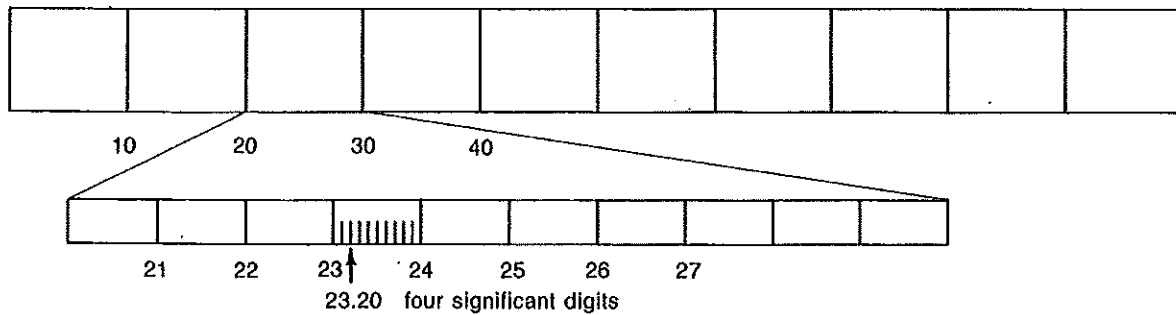
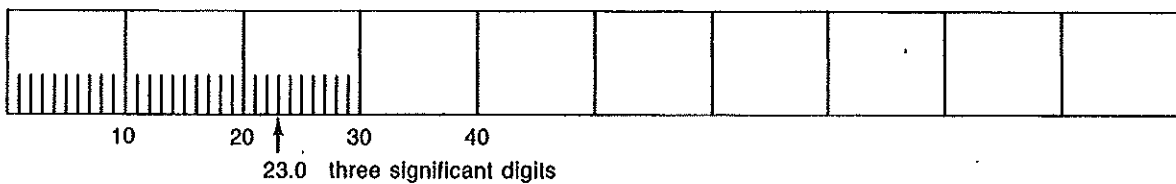
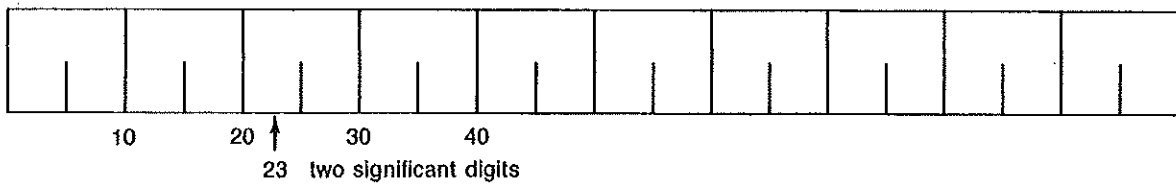
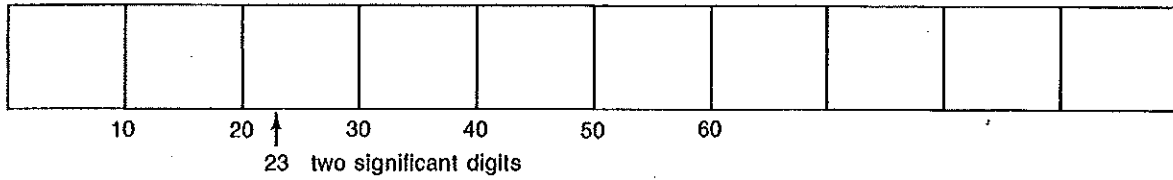
# 2 Physics Skill

*Vioy*

Use with Chapter 2.

## RECORDING MEASUREMENTS

Look at the four meter sticks shown. As you proceed down the page, each meter stick has more divisions marked. When you read any scale, you always record the measurement by reading the smallest division on the scale and then "guessing at," or estimating, the tenth of the smallest division. As you proceed down the page you can see how your measurement becomes more precise, and you have more significant digits in your reading. A significant digit is a digit that has physical meaning.



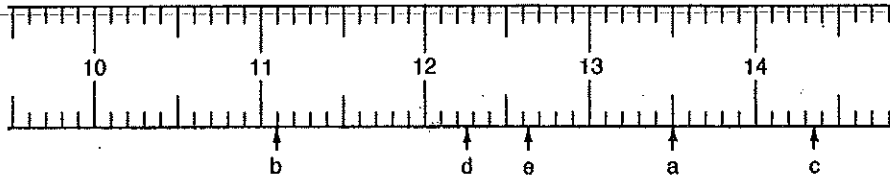
# 2 Physics Skill

NAME \_\_\_\_\_

For the instruments shown below, record the correct reading.

1.

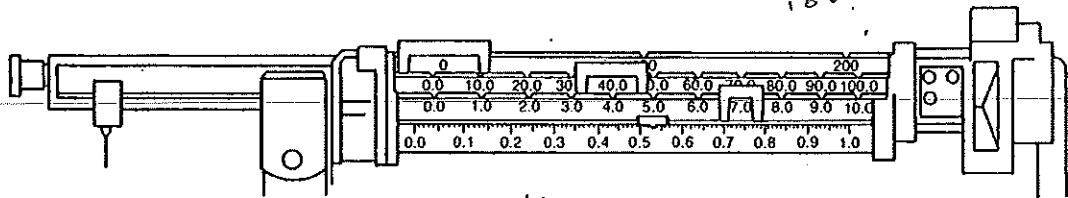
Metric Ruler



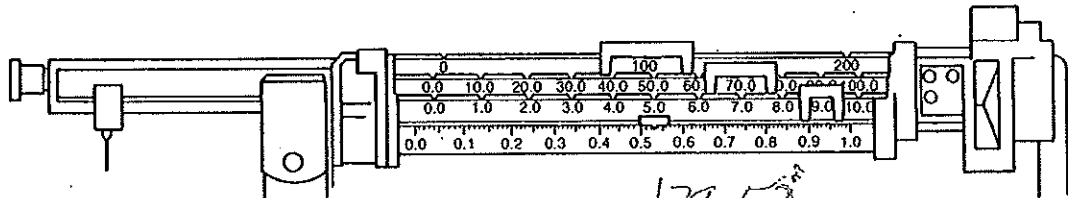
a. 13.50 b. 11.10 c. 14.34 d. 12.26 e. 13.62

2.

Balance



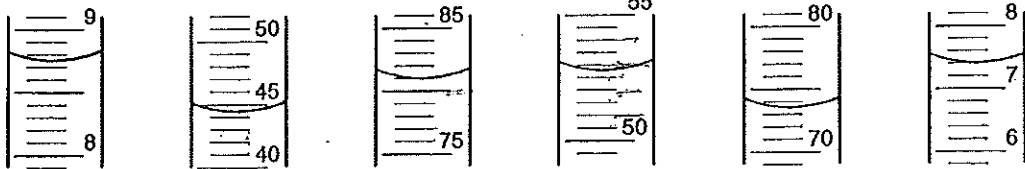
a. 47.53



179.53

3.

Graduated Cylinder



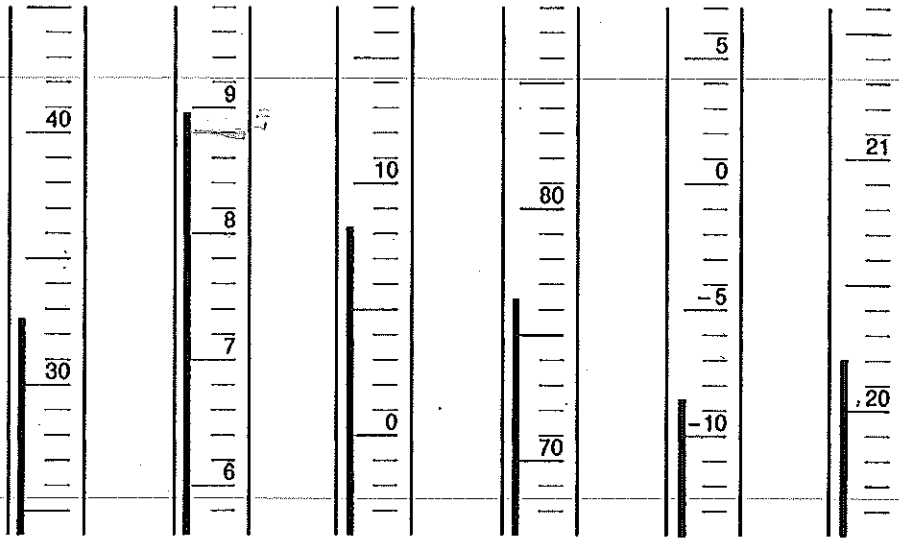
a. 8.75 b. 44.2 c. 81.0 d. 52.8 e. 73.5 f. 7.40

# 2 Physics Skill

NAME \_\_\_\_\_

4.

Thermometer



a. 35.6   b. 8.95   c. 8.2   d. 76.5   e. -8.5   f. 20.20

16